


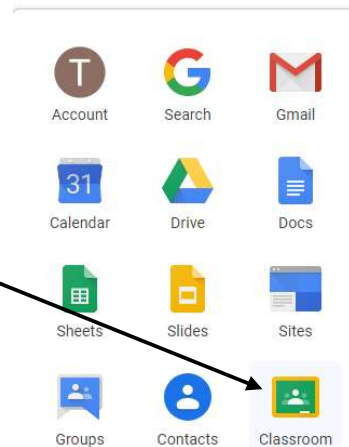
Google Classroom Instructions


1. Open your internet browser on your computer, e.g. Google Chrome or Internet Explorer.
2. Into the search bar type in "Gmail". Click on sign in on the right side of the screen.

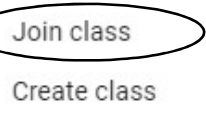


3. Log into your school email account using your username and password. For example 2020surnamet@mercykilbeggan.ie
4. When logged in click on this icon on the top right side of the screen. 

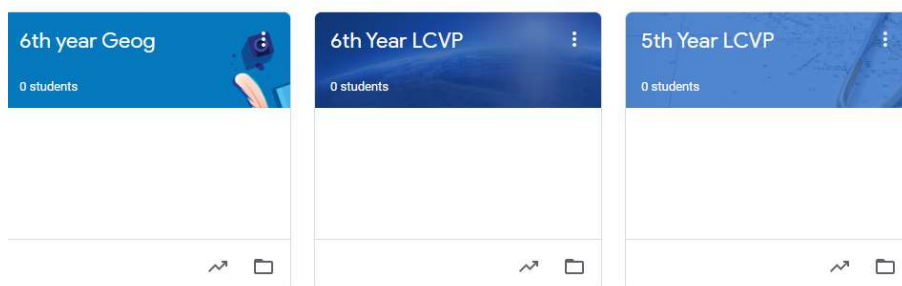
5. This box will pop up. Go through it until you find Classroom.



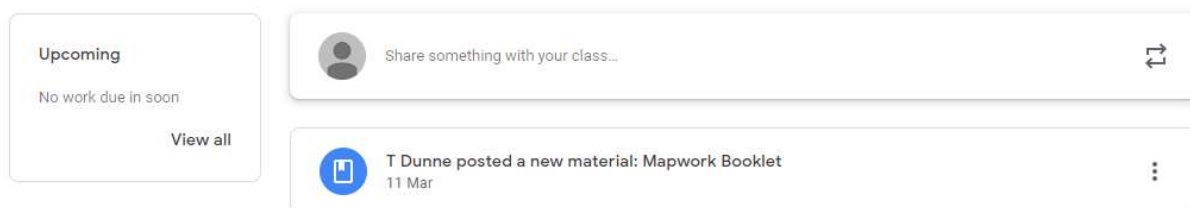
6. Click on Classroom to open it. If prompted, select a Student Account (this may not come up, if it does not don't worry about it)
7. To join a group click on the plus  on the top right side of the screen and click join class.



8. Then type in the code your teacher gave you and click Join. You will only have to join a class once. It will show up automatically each time you log in after that.
9. Your classes will then show up.
10. To enter the class just click on it from the list on your screen. It will look something like this. Click on the name of whichever class you want to enter.



11. Your classwork will show up in the space. It will look similar to below.



12. You can also click on **Classwork** at the top of the screen to see the work put up by your teacher.
13. Please remember that you can email me at any stage if you get stuck. My school email is dunnet@mercykilbeggan.ie

Please note: Some teachers will send the work via email so please keep an eye on your school email.